


Application example


Unlocking the connector sleeve housing




The plug housing is usually positioned on or in the light. Shown here on the headlights of a Mercedes Actros MP4.



Before the contacts can be unlocked, the secondary lock must be released using a release tool




Released retainer – only now can the contacts be unlocked.



The blades of the tool are pushed in to the stop in the two slots in the desired contact chamber from the contact side. The tool remains in this position and the contact can now be removed by pulling the cable.

Cable guard



The Herth+Bus corrugated pipe is optimally suited for protecting the cables.



In combination with the straight outlet, the cables are protected from external influences, such as dirt, moisture or sharp edges.



Plug connection with corrugated pipe and straight outlet



Depending on the use, a 90° angled outlet may also be used.



Plug connection with corrugated pipe and 90° angled outlet

